



COPPER MOUNTAIN
TECHNOLOGIES

C75NMFM.2

75 Ω Test Cable

Datasheet

V1.1 8/14



■ ELECTRICAL SPECIFICATIONS

ITEM	MIN	TYP	MAX	UNIT
Frequency Range	0.3 ~ 3000			MHz
Impedance	75			Ω
Insertion Loss (0.3 ~ 3000 MHz)			0.5	dB
Return Loss (0.3 ~ 1000 MHz)	25	35		dB
Return Loss (1001 ~ 2000 MHz)	25	30		dB
Return Loss (2001 ~ 3000 MHz)	23	28		dB

■ MECHANICAL SPECIFICATIONS

ITEM	DESCRIPTION	UNIT
Connector	75 Ω , type-N male and type-N male	
Length	60 \pm 1	cm
Net Weight (approx.)	145	g



COPPER MOUNTAIN
TECHNOLOGIES

Insertion Loss (typ.)

Span: 3000 MHz

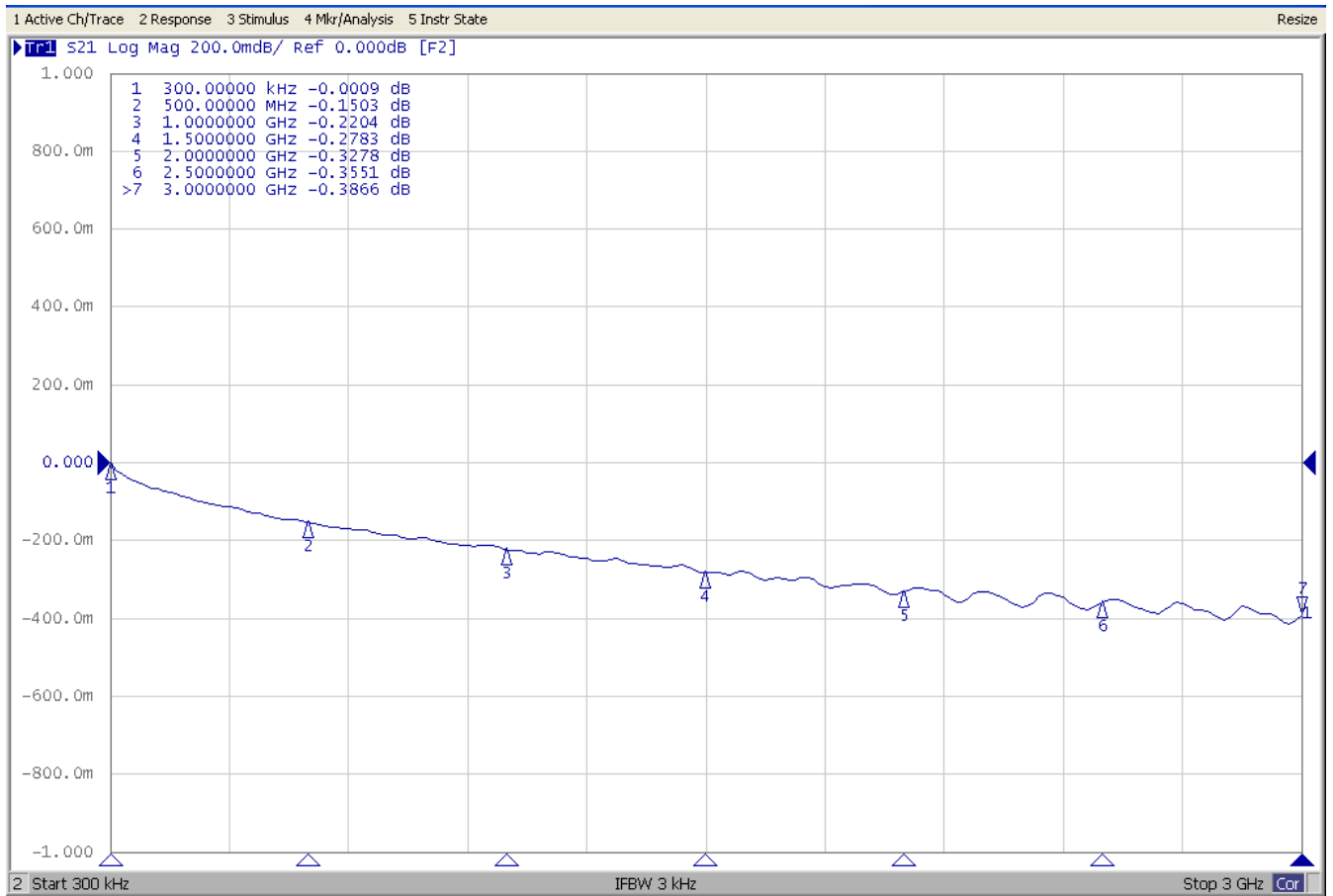


Fig. 1



COPPER MOUNTAIN
TECHNOLOGIES

Return Loss (typ.)

Span: 3000 MHz

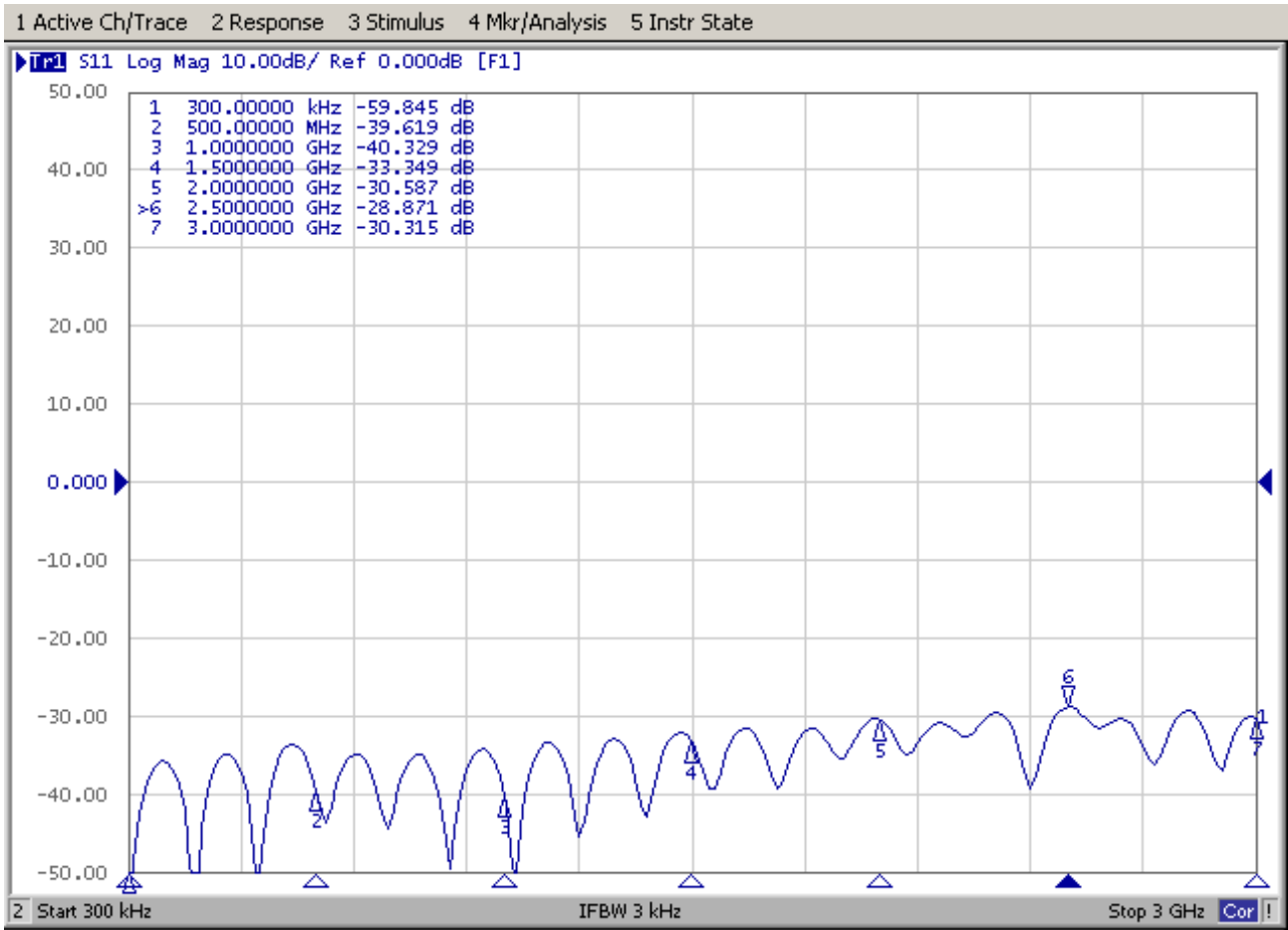


Fig. 2




COPPER MOUNTAIN
TECHNOLOGIES

C75NMFM.2 Test Cable

Usage Notes

1. Replace protective cover on the N-connector after using, and store in anti-humidity chamber.
2. Keep the connector clean.
3. Do not mix different connectors (50 ohm and 75 ohm) to avoid damage to the connectors.
4. Use alcohol and lint-free wipe to clean the center conductor pin and outer conductor.
5. When connecting female and male connectors, avoid misalignment or connection of different sizes.
6. Keep away from high temperatures, use only under room temperature conditions.
7. The product is consumable and without warranty.
8. Bend the cable as little as possible (The bending radius should not be smaller than 10 times the cable's outer diameter).



Bending radius > Cable outer diameter*10

9. When connecting female and male connectors, rotate the hexagonal nut of the male connector (do not move the male connector) slowly to screw into the female connector thread (do not move the female connector).

**Female connector
thread**

**Hexagonal nut of
male connector**

